

Collins Photo Club

June 2001 Newsletter

**Next Meeting:
Program:**

June 21 5pm Main Plant Cafeteria

Club Website:

<http://rweb.cacd.rockwell.com/data/clubs/photo/>
(website is not accessible from outside Rockwell)

Inside this Issue:

- *From the President*
- *From the Editor*
- *Interesting websites*
- *How to Photograph Fireworks*
- *Treasurer's Report*
- *List of Members*

From the President

May 29, 2001

At the May meeting we tried something a little different and changed the location of the meeting to the club's darkroom.

Those that attended got a chance to look over the darkroom, see the equipment and resources of the club. Now all we need is more time to make use of these resources.

This week the club was informed by Sandi Strike, that the bulletin boards (building 106) we have used in the past for displaying the annual photo contest entries will be coming down, permanently. The club does have some display panels and we will have to investigate if we could use them to display our photos in the 106 cafeteria or elsewhere.

Darlene Ealy will be taking down this year's photo contest entries before the June

meeting. Entries will be available for submitting members to pick up at the June meeting. After that, the entries will be stored in the dark room.

There are several projects coming up that we could use some volunteers for: the Membership drive, updating the new member guide, one-shot contest, and next years officers.

Kathy Rutherford has volunteered to help with the membership drive. She could use some help.

Pat Boland has been busy organizing the slides from her trip to Japan. Be sure to spread the word about this show.

This years schedule includes the following:

- June 21 - Japan Slides (Pat Boland)
- July 19 - 5 Seasons Ski Show
- August 16 - Start One-Shot Contest
- Sept. 20 - Turn-In One Shot (Elections)
- October 18 - One Shot Show.

Any comments, suggestions, or volunteers to help out with programs and club activities will be appreciated

Doug Dams FY01 CPC President

From the Editor

At the risk of sounding like a broken record (yes a record, remember those round black things) I am still soliciting submissions in the form of equipment, film, book reviews; equipment wanted or for sale, etc.

Not a lot of photography lately here – I did go out to Wickiup Hill Natural Area a few times. Wickiup Hill is a county park just west of Feather Ridge Road on Morris Hills Road. They have a wetland pond with a boardwalk, which will allow you to get fairly close to waterfowl and bullfrogs. Just remember to bring your insect repellent. Wickiup also has an Interpretive Center under construction, which looks like it will be a very nice facility when it is done later this year or early next year.

Gary Hamer – Newsletter Editor x9551

Change of Address

Please notify the Newsletter Editor of any change of address. Contact Gary Hamer at 295-9551, email to ghamer@collins.rockwell.com, or mail to M.S. 137-154. *Thanks!*

CPC Member Discounts

• **Photo Pro**

Photo Club members can receive the following discounts and specials at Photo Pro, 153 Collins Road NE, Cedar Rapids. Note these specials are not valid with any other offer.

- Film Processing 20%
- Mats 20%
- Darkroom Chemicals 20%
- Photographic Paper 10%
- Film Cost +15%

• **Mote Brothers Custom Framing**

Photo Club members can receive the following discount at Mote Brothers Custom Framing, 701 Third Ave SE, Cedar Rapids. To receive your 25% off list price discount you must present your Collins Photo Club membership card.

Interesting websites – at least I think so

<http://www.naturepix.com/linkframe.asp?siteID=437> Iowa Nature Photographer Kip Ladage's site – some Iowa photo destinations described and more.

<http://www.nyip.com/> New York Institute of Photography – lots of how-to articles and good information

Photo Contests

Iowa State Fair

Deadline: July 15, 2001

Entry fee: \$10 for up to 4 photos max.

Categories: People, Places, Things, Plants and Animals, Theme: Visions of the Future

Size: limited to 11x14 mounted

Award ceremony: August 7, 2001

For more info: Photo Salon

Iowa State Fair


400 E. 14th St.


Des Moines, IA 50319-0210


Who to call

President	Doug Dams	x51929
Vice President	Doug Dams (acting)	x51929
Secretary/Historian	Mark Bortz	x54860
Treas./ Membership	Kathy Rutherford	x54113
Equip. Checkout	Rick Nelson	x52864
Exhibit Director	Darlene Ealy	x55210
Newsletter	Gary Hamer(acting)	x59551

CPC PROJECTS

 *Update New Member Packet*

 *Update Website – Mark Bortz is Webmaster, but he could use a hand keeping the website up-to-date. Contact Mark at x4860 if you would like to help.*

 *Membership drive, One-shot contest, next years officers. Contact Doug Dams at x1929.*

How to Photograph Fireworks

Used with permission: Photo Secrets
<http://www.photossecrets.com/article.p5.fireworks.html>

Photographs of fireworks are spectacular, colorful, and fairly easy to do once you know the tricks. For best results, you will need: an SLR camera, tripod, cable release, 1-2 rolls of film, a long lens, and plenty of patience.

Since you don't know exactly when the fireworks will explode, and you are aiming to capture their trails, you will need to hold the camera shutter open for 2-30 seconds. Compact cameras don't offer this long exposure feature so you will need an SLR camera with a manual exposure mode called 'Bulb' (often marked 'B').

To get sharp images, you must keep the camera perfectly still. Propping your camera on a wall, car-top or table may suffice, but nothing beats a good, solid tripod. You'll also need a cable release to activate the shutter without touching and moving the camera.

Despite the low light, the best film is actually slow film as it holds stronger colors.

Use 50 or 100-speed print film or, if you want to publish your results, a 50 ISO slide film. I use Fuji Velvia.

Waterfront settings are good as you can include the reflections of the fireworks in your shot. Cityscapes, landmarks, or people add context to the shot, but remember that they'll come out as silhouettes, so don't include faces or other details. High viewpoints, upwind from the smoke, are usually best. Get there early to secure your spot and select a lens (usually a telephoto) that will fill the frame with trails. Use the first burst to focus the lens (don't rely on your 'infinity' setting).

To photograph the fireworks, open the shutter, wait for some bursts, then close the shutter. That's it! Shoot off a whole roll of film to get a few good shots. Try different apertures (f8 is the safest) and different zoom settings. Include only a few bursts to fill up the frame; too many will look messy. To reduce the effect of street lighting, cover the lens between bursts with your hand, a black card, or a black cap.

Looking for a truly spectacular shot? You can double-expose your film to include the full moon with the fireworks. To double-expose, shoot a full roll of film of your subject (moon or fireworks), then rewind the film and re-use it to photograph the alternate subject.

For more fireworks articles:

http://www.nyip.com/tips/topic_firewk600.html

<http://www.ehow.com/eHow/eHow/0,1053,17583,00.html>

Treasurer Report May 17, 2001

Welcome to 2 new members:

James Sliney Jr.

Sharon L Beckley-Sliney

(membership dues for these members are not included in Treasurer Report)

	April 19, 2001	May 17, 2001
Current total cash balance from Previous Month:	\$703.57	\$291.01
Number of new members	0	4
Credits	\$96.77	\$0.00
Gift Certificates	\$85.00	\$85.00
new member dues (\$8 per new member)	\$0.00	\$32.00
total:	\$885.34	\$408.01

Outstanding Balances		
Plaque engraving	\$99.33	\$0.00
Photo Pro Gift Certificates	\$410.00	\$0.00
total:	\$509.33	\$0.00

Subtracting	Outstanding		
Balances:			
Cash Balance		\$291.01	\$323.01
Gift Certificates		\$85.00	\$85.00
Total:		\$376.01	\$408.01

The following is a reminder for how to handle Photo Club expenses:

Photo Club Expenditures:

All spending should be pre-approved by members of the board.

All expenditures require receipts. A receipt is required for any expenditure of \$1 or more.

There are 3 ways to access the club funds

1. expense report

Save all receipts and send them to the treasurer. The treasurer will then do an on-line expense report.

2. the company can invoice the club

Collins has working relationships with Photo Pro, Halls, and Godfathers (Town & Country store). The invoice should be sent from the company to Sandi Strike, a copy of the invoice should be sent to the treasurer for record keeping.

3. request a check requisition

This will be worked with the treasurer through Sandi Strike. Send original of "order to be placed" to the treasurer. Note: Checks are made on Thursday so requests need to be into the Treasurer by Monday afternoon.

2001 CPC Treasurer – Kathy Rutherford x4113

There has been some interest in a membership list like we had in the days before the newsletter was distributed by email. Please let me know if you notice any errors.

Thanks – Gary Hamer x9551

FY2001 Collins Photo Club Membership List

	First name	Last name	Mail stop	Phone	Status
1	Randy	Aschbrenner	109-134	x5885	employee
2	Regine	Beer	137-108	x4984	employee
3	Bruce	Bjorseth		(319)393-6820	retiree
4	Pat	Boland	124-314	x4817	employee
5	Mark	Bortz	108-206	x4860	employee
6	Mary	Bortz			spouse
7	Doug	Dams	153-250	x1929	employee
8	John	Dedich		(319)377-1702	retiree
9	Ken	DeKlotz		(319)922-2058	retiree
10	Dave	Detwiler	137-117	x9545	employee
11	Cathy	Dewitz	139-140	x0683	employee
12	Darlene	Ealy	108-237	x5210	employee
13	Gary	Hamer	137-154	x9551	employee
14	Jim	Heires	127-150	x3800	employee
15	Evan	Hindman	105-191	x5239	employee
16	T. Doug	Hiratzka	108-206	x0268	employee
17	Doug	Hoeger	108-136	x4911	employee
18	Gerald	Hovis	153-100	x7022	employee
19	Denise	Kay		(319)377-8365	retiree
20	Christy	Lang	108-237	x7254	employee
21	Ken	Liske	105-191	x4099	employee
22	Vince	Marzen	106-191	x5525	employee
23	Ron R	Meyer	108-205	x0069	employee
24	Rick E	Nelson	137-108	x2864	employee
25	Matt	Poellet	105-191	x2129	employee
26	Tim	Rand	108-207	x0059	employee
27	Jennifer	Rand			spouse
28	Mardi	Rasmussen	106-103	x4930	employee
29	Kathy	Rutherford	137-108	x4113	employee
30	Ken	Ruzicka	108-237	x6199	employee
31	James	Sliney	106-191	x4229	employee
32	Sharon L. Beckley-	Sliney			spouse
33	SuAnn	Tichy	109-206	x2421	employee
34	Linda	Weber	106-114	x3955	employee
35	James B	West	108-102	x8433	employee
36	Sherri	Wilcox	108-136	x3556	employee
37	Ke	Zhang	112-103	x7194	employee
38	Lance	Zook	124-210	x0508	employee